



Welcome Meeting

- **School**
- **EYFS**
- **Community – PTA**
- **Transition**
- **Questions/Tour/Shop!**



Our **vision** for Silchester is for **everyone to flourish**.

Our school is a place of love,
of belonging and family.

We have a heart for people, inspiring everyone to
be the best version of themselves:

for themselves, for others, for our community and
for our world.




With our roots deeply embedded and nourished by our Christian values,
we will **thrive together**.


We will reach out to each other, our community and the wider world
with *compassion* in our hearts.

We will live bravely, showing *courage* to keep going
when facing challenge.

We will *respect* ourselves and others,
embracing everyone's unique gifts,
and value the contribution that we can all bring to our world.



The **Animals** of
Silchester
FOREST



Meet the team

Mrs Dowling
and Miss Heeks



You might think it is 'just play'...

We aren't playing...we are...

- using small tools to work on our **fine motor** to prepare us to become **doctors**.
- moving **carefully** around small obstacles to prepare us to become a **mechanic**.
- **Holding conversations** about the best way to make something fit to prepare us to work in **teams**.
- **questioning** our designs to prepare us to become **scientists**.
- **exploring** a range of materials to prepare us to become **engineers**.
- using **different resources** to prepare us to become **designers**.
- **creating** what we have seen to share our **knowledge** of the world to become **journalists**.



Characteristics of effective Learning:

Playing & Exploring

Active Learning

Creating and thinking critically



Topics

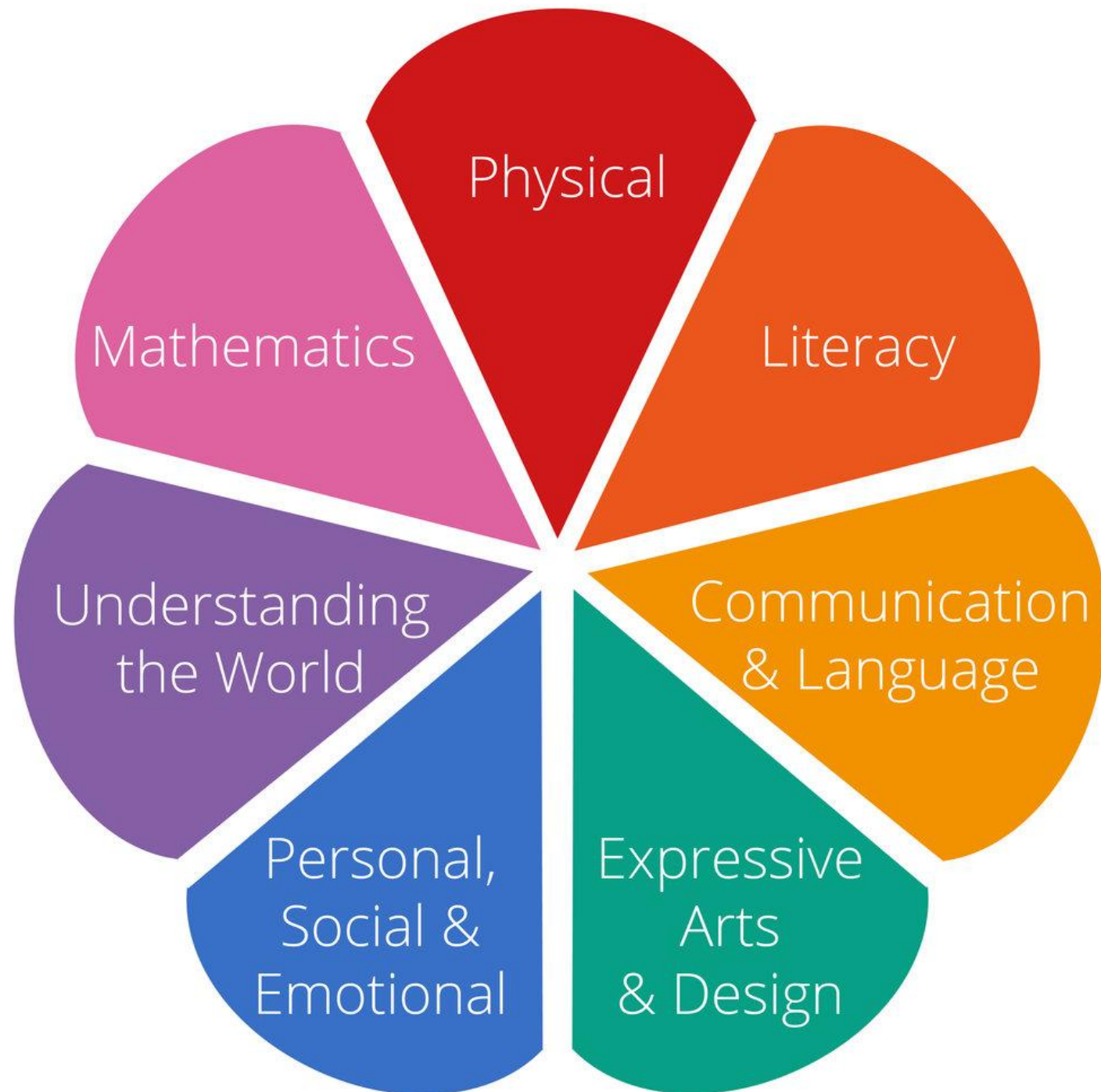


Experiences



Early Years Foundation Stage Curriculum (EYFS)

- Personal, Social and Emotional Development (PSED)
- Communication and Language (CL)
- Physical Development (PD)
- Literacy (L)
- Mathematics (MD)
- Understanding the World (UW)
- Expressive Arts and Design (EAD)



Ladybird's 
 Aspirations



For children
to learn
through
hands-on
experiences



For children to
explore
different
countries
around the
world



To have a
Love of
Stories and
Storytelling





What we teach


- Phonics- RWI, fred talk/single sounds
- Maths- NCETM, number blocks, subitising
- Writing- begin with name, cvc words, cohort needs

Take a look at what a typical day
in Ladybirds is like...

We come in
and we do
busy

bodies.
We then
move onto
phonics

We then
start
exploring



We will have snack



We sit to listen to our key text



We do our writing



We have our lunch together



Dough disco or big disco



We then do our maths



We start exploring again.

One day a week, we have PE (I will let you know).

We visit the library once a week



We tidy up together

Do PSHE or RE

Then get our belongings ready to go home!



Clothing



Clothing

I sometimes get pen and paint on my clothes! This is because I am developing creative skills and exploring lots of different ways of making amazing art!

Exploring with playdough, foam or food, helps me build up muscles and control I need these when I learn to write.

Exploring in the water tray is giving me lots of maths and scientific skills! I love pouring, filling, and emptying! I usually wear an apron but sometimes my clothes get wet!

Using a knife and fork at lunchtime is tricky! Sometimes I get food on my clothes!

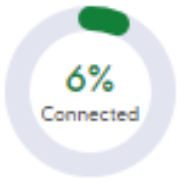
- Label- all clothing
- What you buy- cheap
- Spare- messy/accidents/wet

Our mud kitchen is so much fun! I use all my senses, which is so important for my development. It also helps me use my imagination and practise playing with my friends nicely!

When I get messy, I have been showing curiosity, determination, persistence, imagination, and confidence!

Playing outside is so important. I run and jump and get lots of fresh air. Sometimes I might get grass or mud on my clothes.





17 parents still need to connect!

Class Story is the easiest way to share classroom moments, photos, and updates with parents.

[Get invites](#)



What's happening at Ladybirds?

[Photos/Videos](#)

[31 Events](#)

[File](#)



Mrs. Dowling
Ladybirds

Mar 22



Wednesday, July 17

Coffee and cake

2:30 PM - 3:00 PM

[1 view](#)

[Reminders set](#)

Upcoming Events

17
Jul

WEDNESDAY
Coffee and cake
2:30 PM - 3:00 PM

[View all events](#)

DOJO



This balloon we give to you
It doesn't look much yet
Blow it up on visit day
And I can make a bet
That it will look exciting
Hanging by your door
Your new teachers will find it there
And come in and say hi for sure!



Your visit day is: _____

Time is: _____

Can't wait to see you!

Silchester Community



Summer Term Transition

Starting Silchester

Tuesday 19th May - 6pm-7pm

Parent Welcome Meeting

This will be an opportunity for us to share information with you about the starting school process. Your child's teacher will give a little talk and there will be a second-hand uniform sale from the PTA as well as the chance to try out some school dinners!

Thursday 25th June – 1:30pm-2:30pm

Stay and Play

Please bring your child to have a play and explore of our Year R classroom. You are welcome to stay with your child throughout this session and join in with some games, toys and stories.

Thursday 2nd July – 1:30pm-2:30pm

Stay and Play (with coffee!)

As above, however, if/when your child feels comfortable for you to leave them in the classroom, we will provide coffee and chat in the hall next door. A chance for your child to explore and for you to meet and talk with other parents and school staff.

Thursday 9th July – 1:30pm-2:00pm

Teddy Bears Picnic

We'd like to invite you and your children to bring a snack and teddy bear to join us for a picnic on the school field.

In addition to the events above, your child's teacher will also arrange transition conversations with your child's nursery and a home visit with you to happen during the first week of term.



Autumn Term Transition

Tuesday 1st = INSET Day

Wednesday 2nd September – Thursday 10th September = Part Time

September Dates	Time in School
1 st	INSET DAY
2 nd - 7 th	8.45 – 11.45
8 th -10 th	8.45 – 12.45 (includes lunch)
11 th onwards...	8.40 – 3.15

Friday 11th September onwards = Full Time

During the afternoons between 3rd and 10th Mrs Dowling and Miss Heeks will be completing home visits.





How can I help my child to get ready for school?

- Reading to them
- Encouraging independence
- Asking your child lots of questions about how and why things work
- Putting on their own coat
- Putting on their shoes



We can't wait!



Thank you



Your Classroom

This is your new classroom. There are different spaces for you to do art, reading, writing, maths, dressing up and lots of cosy corners for you to play with your friends.



This balloon we give to you
It doesn't look much yet
Blow it up on visit day
And I can make a bet
That it will look exciting
Hanging by your door
Your new teachers will find it there
And come in and say hi for sure!



Your visit day is: _____

Time is: _____

Can't wait to see you!