

Compassion, Courage & Respect

Silchester Church of England Primary School



Home Learning Grids

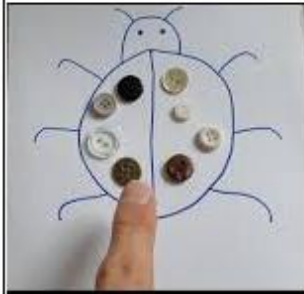
Summer 1 – 2026

Home learning grids enable children to enhance their school learning with additional, fun home learning experiences. There are no set expectations, rather opportunities for you to support your child's learning. There are a variety of different types of activities that will hopefully suit all learning styles. All activities are given at once, to enable you to choose when and how these fit in to your family life. It also gives you the opportunity to plan and therefore negates the chance of a last-minute dash to build a castle etc! All home learning brought into school will be celebrated and rewarded with praise, house points and or stickers.




One more one less

A game they can play- you can set it up to 10 or if they find want a challenge, to 20 😊
[Bee Hive - More & Less \(ictgames.com\)](http://BeeHive-More&Less.ictgames.com)



Doubles

Make your own doubles! Write how much is in each part and how many are there altogether?



Rhyming

Find some items in your house that rhyme. Take a photo to share on DOJO.

**Ladybirds
Year R
Summer 1**




Research a job

Find out about a job, you could ask your mummy or daddy or anyone you know! Draw a picture of them in their 'uniform' and write some facts about their job 😊







Potion or Perfume


Make a potion or perfume out of flowers or herbs from around your garden. Write down the ingredients and the special name for your potion or perfume.











Colour Monster

Draw your favourite colour monster and colouring him in. Bring your picture in to show me 😊

| | | | | |
|---|--|---|---|---|
| <p>Maths:</p> <p>Explore the many 3D shapes in the world around you. Can you name them? Can you name their properties (e.g. how many edges, vertices and faces)?</p> | <p>RE:</p> <p>Think of something that you "belong to" or are part of, e.g. your family, your school, a club...</p> <p>Write down 3 sentences explaining what is like being a part of it and how it makes you feel.</p> | <p>PSHE:</p> <p>The people in your family are influential to you. Draw your family and write a sentence describing the best thing about each member.</p> | <p>English:</p> <p>Choose one influential person and find a picture or photo of them. Write down and label as many (expanded) noun phrases as you can to describe what they look like...</p> | <p>Maths:</p> <p>Time to time yourself! See how long it takes you to...</p> <ol style="list-style-type: none"> 1) Jump 50 times 2) Do <u>20 star</u> jumps 3) Hop without stopping <p>(Feel free to make up your own!) Record your results. How many seconds or minutes did each take? Which took the quickest? Which took the longest?</p> |
| <p>ICT/English:</p> <p>Find out and write down 10 facts about Greta Thunberg.</p>  <p>(PowerPoints welcome!)</p> | <p>Chestnut - Year 1 Term: Summer 1</p> <h1>Influential People</h1>  | | | <p>English:</p> <p>Write a biography about an influential person, e.g. Nelson Mandela, David Attenborough, Charles Darwin, Rosa Parks...</p> |
| <p>Science/PE:</p> <p>Set a timer and run around for 3 minutes. Now stop and write down 3 things that you can feel has changed in your body.</p>  | <p>Maths:</p> <p>Write down the fact families for all the number sentences for the 2, 5 or 10 times table, e.g.</p> <p>$2 \times 3 = 6$ $6 \div 2 = 3$ $3 \times 2 = 6$ $6 \div 3 = 2$</p> | <p>Science:</p> <p>Create a poster showing how to keep healthy (e.g. exercise, a balanced diet and keeping clean) and show why it is important.</p> | <p>History/ICT:</p> <p>Research and write down 5 facts about a king or queen of England.</p>  <p>(PowerPoints welcome!)</p> | <p>Art:</p> <p>Draw or create a portrait of an influential person that has changed history. Feel free to use collage, tissue paper, felt tips, colouring pencils or whatever you wish!</p> |

| | | | | |
|---|--|--|--|--|
| <p>Maths Use your TT rockstar login to keep practising your tables, 5s, 3s, 4s, then 8s. Write out your tables if it helps and notice any patterns.</p> | <p>History Find out about the history of Silchester. How has our settlement changed over time? Present it to us in any way you choose - make a quiz, a book, an information poster, a power point....</p> | <p>Computing Create a coding program using Scratchjr web. <i>Challenge: Can you match a sprite to its own settlement and make it move around in a way that matches its environment?</i></p> | <p>DT/Science Find out what you can about the nutrition in our food from food labels in your kitchen. <i>Challenge: Can you design, draw or make a delicious but healthy smoothie?</i></p> | <p>Writing Write a book review of your favourite book. What would you recommend and why? <i>Challenge: How many stars would you give it - give a reason.</i></p> |
| <p>Science Choose your pet/ favourite animal you would like as a pet. Write instructions or make a poster about how to look after it. <i>Challenge: Use scientific language to describe your pet. E.g. Omnivore, carnivore, mammal, reptile...</i></p> |  <p>Home Learning Grid Hazel Class – Year 2/3 Summer 1 – 2026</p> | | | <p>Reading Read your reading book or library book 3 times a week. Take a picture of you reading somewhere unusual! <i>Challenge: Write a quiz for your friends based on the book or draw a bookmark to go with the book.</i></p> |
| <p>Art & Design Look for all of the colours of the rainbow outside - Play colour I Spy with someone in your family. <i>Challenge: if they are collectible, stick them into a collage.</i></p> | <p>Maths Choose 5-10 household items. Estimate the mass first, then use kitchen scales to check. <i>Challenge: Put items in order from lightest → heaviest.</i></p> | <p>Music Compose your own game to a 1,2,3,4 beat. <i>Challenge: Play it with your friends, try to include a rest beat.</i></p> | <p>Spellings Practise your spellings weekly - use colours, shapes, sentences, pyramid writing - anyway to help you remember! <i>Challenge - Play the tricky word song online and learn those too!</i></p> | <p>Outdoor Learning/Geography Go for a walk around the village of Silchester - What human and physical features can you see?</p> |

| | | | |
|---|---|---|--|
| <p>Recreate Our Digestion Experiment (e.g. food in a bag → "stomach")</p> <ul style="list-style-type: none"> ☛ Take photos or draw each step ☛ Label what is happening  | <p>Anglo-Saxon Kitchen! Research what Anglo-Saxons ate and bake or make something inspired by it (e.g. bread, honey cakes). Bring in photos or a recipe to share.</p> | | <p>Healthy Snack Challenge Create a tooth-friendly snack</p> <ul style="list-style-type: none"> ☛ Explain why it is good for your teeth. |
|  <p>Practise your times tables facts - you can write them out or use TT Rockstars if you can.</p> | <p><u>How hard was it to invade and settle in Britain? (Anglo - Saxons)</u></p>  <p>Sycamore Class - Yr3/4 - Summer 1</p> | | <p>Food Chain Challenge Choose an animal and draw a food chain Create a collage of your favourite animal</p>  |
| <p>Minecraft Village Build Build an Anglo-Saxon settlement in Minecraft.</p> <ul style="list-style-type: none"> ☛ Include huts, farmland, and defences if you can! | <p>Minecraft Story Mode Create a short story based on your world: <i>"A day in an Anglo-Saxon village..."</i></p>  | <p>The Journey of Food Create a comic strip or diagram showing how food travels through the body.</p> | <p>Anglo- Saxon Dress to Impress! Design and create your very own Anglo-Saxon inspired outfits.</p> |

| | | | | |
|---|--|---|--|--|
| <p>Geography</p> <p>Research one of the world's largest deserts and create a fact file or write a quiz about space and test your family and friends.</p> <p>Challenge: Find out some maths facts based on the desert you have researched.</p> | <p>Maths</p> <p>Make sure that you can tell the time accurately and practise using times tables.</p> <p>Make a cake or a savoury dish and find out how long it takes to prepare and cook. What are your start and finish times? When will it be ready to eat?</p> | <p>English</p> <p>Write a postcard to a friend as if you were visiting a desert. Tell them what the conditions are like in the desert and describe the animals you may see.</p> <p>Remember to use your senses (see/hear/taste/smell/touch/feelings)</p> | <p>Art</p> <p>Design your own animal that has adapted to living in a desert. Consider how your animal will survive in an extreme climate and how it will be camouflaged.</p> <p>https://kids.nationalgeographic.com/nature/habitats/article/desert</p> | <p>Geography</p> <p>Use a world map and see how many deserts of the world you can identify.</p> <p>How could you compare them? Where are they? What plants or animals do they have?</p> |
| <p>Art</p> <p>Make a desert sunset silhouette painting. Use a black crayon to draw a cactus design on a piece of white paper. Blend yellow, orange and red paints to paint horizontal stripes across the background to represent a sunset sky.</p>  |  <p>Year: 5</p> <p>Hot Deserts</p> <p>Term: Summer 1</p> | | | <p>RE</p> <p>Create an Islamic style geometric pattern.</p>  |
| <p>Outdoor Learning</p> <p>Create a Bedouin den in the garden that you can use to protect you from the sun.</p>  | <p>DT</p> <p>Create a desert diorama in a shoe sized box.</p>  | <p>English</p>  <p>Find a poem about a desert or a desert animal that you like and then create your own.</p> | <p>Science</p> <p>Find out more about animals and plants which live in the desert. How are they adapted to live in intense heat of the day and the cold temperatures at night? How do they protect themselves from the intensity of the sun's rays? How do they survive with very little water?</p> | <p>Well-being</p> <ul style="list-style-type: none"> – Create a small wildlife garden by planting bee friendly seeds and watch them grow. – Go on a bike ride, a walk or a run with your family. – Play a new game with a friend or family member. – Make a friendship bracelet for a friend. |

Summer term 1 2025

Here are the spellings that will be taught in class this half term.

Don't forget to use the spelling strategies that you have been taught.

Make sure you also continue to read and practice your times tables.



| Week 1 | Week 2 | Week 3 | Week 4 | Week 5 | Week 6 |
|--|---|---|---|---|--|
| Words that are homophones or near homophones | Words that are homophones | Words that are homophones | Words that are homophones or near homophones | Words that are homophones or near homophones | Challenge Words |
| Advice Advise Device Devise practice practise Licence license prophecy prophesy | Aisle Isle allowed aloud altar alter ascent assent farther, father | passed past guessed guest hear herd Bridal Bridle morning mourning | wary weary Cereal serial complement compliment principal principle stationary stationery | who's whose Affect Effect Dessert Desert Draft draught precede proceed | Achieve Apparent Bargain bruise community mischievous muscle necessary vehicle system |



YEAR 6 – OAK CLASS CAVEAT!

We are pretty sure that Year 6 have enough homework already this term with their SATs revision books!

Miss Dadral has produced a revision timetable, which we'd like the children to try and stick to. As well as helping to prepare them for their SATS, this will also help to get them ready for secondary school expectations. Homework will be gone through in class on Fridays.

If anyone would like some support with revision, then all children are welcome to stay after school on Tuesdays until 4pm where Miss Dadral (and biscuits!) will help them through!