

Compassion, Courage & Respect

Silchester Church of England Primary School



Home Learning Grids

Summer 2 – 2025

Home learning grids enable children to enhance their school learning with additional, fun home learning experiences. There are no set expectations, rather opportunities for you to support your child's learning. There are a variety of different types of activities that will hopefully suit all learning styles. All activities are given at once, to enable you to choose when and how these fit in to your family life. It also gives you the opportunity to plan and therefore negates the chance of a last-minute dash to build a castle etc! All home learning brought into school will be celebrated and rewarded with praise, house points and or stickers.

Forest Phonics

Select a sound and play



[Forest Phonics - mobile friendly \(ictgames.com\)](http://forestphonics.com)



Number Bonds

Make a poster to teach the new Ladybirds their number bonds.

You will need to write which two numbers go together to make 10. You can make it as bright and fun as you'd like! I can then put it on our class display 😊



Story time

Can you draw out a story map like we have done at school? Bring it in to read to your class!

Ladybirds Class Year R Summer 2



Best Moment

Draw a picture of your FAVOURITE experience in Ladybird Class. Bring it in and you can show the class and talk to us about why it was your favourite



Subitising














Play games rolling the dice and saying what number you see WITHOUT counting. Can you beat your mummy or daddy?

If you need a dice, let me know as I have plenty 😊

















Stained-Glass Window















This term we will be looking at Special Places, for example a Church, I would love you to design your own Stained-Glass Window. They need lots of colours, but it could be of a unicorn, a football, whatever you like! Please bring them in to share with the class 😊

<p>Geography:</p> <p>What are the names of the oceans in the world? Can you find a map on the internet with the oceans on? Challenge yourself to label the oceans and seas on a blank map.</p> 	<p>Art:</p> <p>Can you draw or make an underwater seascape? Is it a cold ocean with icebergs and polar bears or a warm, tropical sea with a coral reef? What sea creatures live there? Can you describe it using exciting adjectives?</p> 	<p>Music:</p> <p>Create a rainmaker using rice or pebbles. Can you create your own piece of music to represent the sea?</p> 	<p>English:</p> <p>Imagine you are a sailor who sees a strange creature. Draw it and write a description of it using a range of expanded noun phrases.</p>	<p>Maths:</p> <p>Using different sized bottles and containers, have fun with capacity. Can you estimate how many smaller bottles it takes to fill a litre? Can you spot millilitres and litres in the kitchen? How many bottles does it take to fill a bucket/ larger bottle? Estimate how many millilitres or litres a container holds. Can you measure it?</p> 
<p>English:</p> <p>You are on a desert island. You have some paper and a <u>pencil</u> so you decide to write a letter to put in a bottle about your adventure. What would you write?</p> 	<p>Chestnut Class - Year 1/2 - Term: Summer 2</p> <h1>OCEANS</h1>			<p>Geography:</p> <p>Research some of the different world's oceans. Where are they? What different animals live in these oceans? Present the information you find.</p> 
<p>PE:</p> <p>Create your own dance to a song about a sea or an ocean. Perhaps 'Under the Sea' from The Little Mermaid or a song from Moana! Have fun!</p> 	<p>Maths:</p> <p>Create a model of a sea creature from the ocean using 2D or 3D shapes. This could be a fish, whale, dolphin, turtle or even a seahorse! Talk about the properties of the shapes.</p> 	<p>Science:</p> <p>Find object to take into the sink or bath. What will float and what will sink? Record your investigation in a table to show what you find out.</p> 	<p>English:</p> <p>Use books and the internet to research about your favourite sea creature. Can you present it in a fun way? A Fact File or PowerPoint? Can you find a fascinating fact? Remember to label pictures and use the headings: Size, Diet, Habitat and Appearance.</p> 	<p>Art:</p> <p>Create an underwater collage using a variety of different materials.</p> 

<p>Outdoor Learning</p> <p>With your grown-up, go for a walk. What can you see that is beautiful in nature? Take a close-up picture or make a sketch.</p> 	<p>History</p> <p>Write your name and the names of 3 friends or family members in hieroglyphics. You could a bookmark or bedroom sign.</p> 	<p>Computing</p> <p>Create a PowerPoint presentation all about Ancient Egyptians. Can you practise your typing, changing font, copy and paste, moving pictures and text around?</p> 	<p>History</p> <p>Can you make a timeline showing where today, the Stone Age and the Victorians go compared the Ancient Egyptians?</p> <p>Are there any other ancient civilisations you could add to it?</p> 	<p>Reading</p> <p>There are so many wonderful poems like 'People always need People'. Can you perform this or another poem to your family or have everyone join in?</p> 
<p>Art</p> <p>Using a paper plate, paint/felt tips and a few sequins, can you create an Ancient Egyptian headdress/crown?</p> 	<p>Hazel Class Year 2 & 3 Summer 2 Ancient Egyptians</p> 			<p>Maths</p> <p>The ancient Egyptians discovered many mathematical wonders and patterns.</p> <p>Looking at your 3, 4 6 and 8 times tables, describe and jot down all the patterns you notice. Why do you think those patterns happen?</p>
<p>D & T</p> <p>Canopic jars were used in Ancient Egyptian times. They were used to store organs! Can you create a canopic jar? You could use a pringles tub. How else could it be made?</p> 	<p>Vocab & Spelling</p> <p>Can you talk about the meaning of these words with a grown-up and practise how to spell them?</p> <p>Myths Egypt Pyramids Goddesses Ancient</p>	<p>History</p> <p>What is an archaeologist?</p> <p>Can you research an archaeologist that worked on Ancient Egyptian artefacts?</p> 	<p>D & T</p> <p>Can you make a model pyramid? It could be made from Lego, cardboard or even cake! What else could it be made from?</p> 	<p>Writing</p> <p>Choose an Ancient Egyptian god or goddess and create a fact file, book, or poster all about them. Remember to include a drawing!</p> 

<p>Use your favourite fruits to make a fruit salad. Can you find out where all the ingredients came from?</p> 	 <p>Create a PowerPoint presentation to show how your favourite fruit gets to the supermarket.</p>	<p>Think about how we use times tables in everyday life – plan a dinner for 2,3,4,5 ...12 people. How many slices of pizza will you need if everyone wants 3 slices? How many strawberries will you need if everybody wants 6 each?</p> 	<p>Go for a walk in the woods. Can you take notes of different trees, birds or other wildlife you spot? Could you collect interesting things you find?</p> 	
 <p>Discover a new author or a book. Check the Reader Teacher's Y4 book list for ideas: Best Books for Year 4 Ages 8-9 The Reader Teacher Write a review of the book with a summary of what happens.</p>	<p style="text-align: center;"><u>SYCAMORE CLASS – YEAR 4</u></p>  <p style="text-align: center;"><u>SUMMER 2 – WHERE DOES OUR FOOD COME FROM?</u></p>			<p>What is your favourite meal?</p> <p>Use the internet to find out where all the ingredients come from for your favourite meal.</p> 
<p>Write a description of this setting – remember to think about what you can see, hear, feel and touch.</p>  <p>Now write a story using this setting.</p>	 <p>Use your favourite fruits and vegetables to create a 'still life' picture. You could use felt tipped pens, watercolours etc.</p>		<p>Design and make your own packed lunch.</p> 	

<p>English</p> <p>Read a poem about nature then have a go at writing your own.</p>	<p>Maths</p> <p>Practise converting fractions into percentages. Remember percentage means out of 100.</p> $\frac{1}{100} = 1\% \quad \frac{10}{100} = 10\% \quad \frac{50}{100} = 50\%$	<p>English</p> <p>Read a ghost story. Who are the main characters? What happens to them. Challenge: Summarise the story in 20 words.</p>	<p>Increase your vocabulary knowledge challenge</p> <p>Talk about the meaning of these words with an adult:</p> <p>Controversial Discrimination Dominant Variation</p>	<p>History</p> <p>Talk about your family history. What sorts of jobs did members of your family do in the past. Can you find where your house is on an old map of Silchester? Record it as a: poster/PowerPoint/picture</p>
<p>Art</p> <p>Draw or make your own map of the local area. What important features will you include and how will you represent them.</p> 	<p>Beech Class - Year: 5</p> <p>Our local history</p> <p>Term: Summer 2</p>			<p>Conservation</p> <p>Create a plant pot out of recycled materials and plant a cutting or some seeds and watch them grow,</p> 
<p>Outdoor Learning</p> <p>Create a den either for yourself or a water bottle out of sticks.</p> 	<p>History</p> <p>Find out some facts about the history of the local area and either write a quiz to test your family and friends or create a PowerPoint to share with the rest of the class.</p>	<p>English</p> <p>Write a ghost story of your own.</p> 	<p>Outdoor Learning</p> <p>Create a boat out of either natural or recycled materials and have a go at floating it on some water.</p>	<p>Well-being</p> <p>Go on a bike ride, a walk or a run with your family. Play a game of cricket/badminton/tennis outside in the garden. Do a random act of kindness for one of your family.</p>

 <p>Write a letter to your future self for the day you leave secondary school. Tell yourself all the things you are worried about and that you are looking forward to. Make a copy and ask your parent / guardian to keep it safe for you until you leave school.</p>	<p>Choose your favourite food, cake or biscuit – can you find a recipe and make some of your own?</p> 	 <p>Listen to some songs from Disney films – which is your favourite and why?</p>	<p>Practise your lines for the Year 5/6 production.</p> 	 <p>If you could choose a famous person to be on a new bank note, who would it be and why? Draw a picture of your new bank note.</p>
 <p>Choose a famous British person and create a fact file about them.</p>	<p>Oak Class – Year 6 – Summer 2</p>   <p><u>Unheard Histories</u></p>			<p>Plan your dream holiday, create an itinerary of everything you'd like to do. Can you work out how much your dream holiday would cost?</p> 
<p>Create a poster for the Year 5/6 production.</p> 	<p>Write a Silchester School guide for the new Year R class – what do they need to know about being at Silchester School?</p> 	 <p>Try writing a new song or poem about your time at Silchester School.</p>	<p>Create a self-portrait – it can be in any style that you choose.</p> 	 <p>Choose a sport that will be in the Olympics this summer and create a fact file about it.</p>